



Building Robots That Can See

Scott Garman
Intel Open Source Technology Center
scott.a.garman@intel.com

ELC Europe • Edinburgh • 25 Oct 2013


Who Am I?

- **Software Engineer on the Yocto Project**
- **Technical Evangelist for MinnowBoard and Yocto**
- **Embedded Enthusiast, Bike Geek, Maker**
- **Sometimes obsessed with puns (OK, always)**

If you think of any good fish puns, be sure to let Minnow

What is the MinnowBoard?

The MinnowBoard is an Intel Atom – based board which introduces the Intel Architecture to the small and low cost embedded market for the developer and maker community. It has exceptional **performance**, **flexibility**, **openness** and **standards** for the price.



Meet the MinnowBoard


- An **open hardware** Atom platform
- 1 GHz CPU w/ HT and VT-x, 1 GB RAM
- Strong I/O performance powered by PCI Express:
 - SATA 3 Gbps
 - Gigabit Ethernet
- Hobbyist-friendly but **scales up** to higher workloads and serious embedded applications
- Embedded I/O – SPI, I2C, GPIO, CAN

Meet the MinnowBoard

- **Expandability via MinnowBoard “Lures”**
- **10.7cm x 10.7cm square, MSRP \$189 USD**
- **Ships with Angstrom Linux distro, Yocto Project Compatible**
- **Now shipping – EU distributors: Farnell, Tigal**

Learn more at www.minnowboard.org

Meet the MinnowBoard Fish Picker-Upper



Project Goals

- **Develop a fun & family-friendly demo project that also relates to a serious embedded application space**
- **Make it easily replicatable and affordable (robot arm < \$100 USD)**
- **Make use of OpenCV to demonstrate object detection and autonomous robot control**


Operation

- **USB webcam mounted to robot arm rotating base used to scan and identify foam “fish”**
- **Arm centers on and picks up desired fish**
- **Moves the fish to a dinner plate**


Challenges

- Webcam too heavy and not wide enough field of view to mount on the grippers
- Lack of servo motors mean lots of trial & error to figure out motion timing values
- OpenCV object detection challenging to get precision from (especially sensitive to lighting conditions)
- **Embrace constraints:** standardize commands to pick up and put down the fish, use only the base rotation axis for object detection

Power Supply Modification



Webcam Mounting



OpenCV Intro

- **Open Source (BSD licensed) computer vision and machine learning library started by Intel in 1999**
- **More then 2500 algorithms in object detection and classification, motion tracking, and complex image processing**
- **Cross-platform, offers C, C++, Python and Java interfaces**

OpenCV Object Detection

- Machine learning algorithm can be “trained” by feeding it examples of images with the object (positive samples) and ones without the object (negative samples)
- Haar Classifiers are a (relatively speaking) computationally efficient way of identifying similarities between images (positive samples)

Training the Haar Classifier

- Begin with large sets (hundreds or more) of positive and negative images
- Mark the Region of Interest (ROI) in each positive sample using a utility such as **ObjectMarker** – generates a text file with the image filename and ROI coordinates
- Convert the ROI text file into a training sample vector file using **opencv_createsamples**
- Run **opencv_haartraining** against the positive sample vector file and a list of the negative sample image filenames

OpenCV Demos

Live demo overviews of the following commands:

```
$ ObjectMarker pos_desc.txt positive_images/
```

```
$ opencv_createsamples -info pos_desc.txt -vec pos_samples.vec
```

```
$ opencv_createsamples -vec pos_samples.vec
```

```
$ opencv_haartraining -data haarclassifier -vec pos_samples.vec -bg  
negative_filenames.txt -npos 402 -nneg 354 -nstages 8 -mem 2000
```

...and then a demo of the MinnowBoard Fish Picker-Upper!

TurtleBot - Uses Microsoft Kinect for Vision



Adding Yocto Project Support

- Need to add opencv and its dependencies (python-numpy, v4l-utils, libav, swig, etc)
- The [meta-openembedded](#) repository has just about everything we need
- So, grab recipes from meta-openembedded and create a custom layer, [meta-robot-opencv-demo](#)
- Define a custom image recipe that boots to X (x11-base) and include the desired opencv packages

meta-robot-opencv-demo Layer Structure

meta-robot-opencv-demo/

conf/layer.conf

recipes-robot-opencv-demo/

images/robot-opencv-demo-image.bb

libav/

opencv/

python/(python-numpy, python-usb, etc)

swig/

v4l2apps/

webm/

wxwidgets/

x264/

Image Recipe – robot-opencv-demo-image.bb

DESCRIPTION = "robot-opencv-demo - Contains a basic X11 environment that boots to a matchbox-terminal and allows you to run the OWI Robot Arm & OpenCV MinnowBoard demo."

IMAGE_FEATURES += "splash package-management x11-base \
ssh-server-dropbear"

LICENSE = "MIT"

inherit core-image


IMAGE_INSTALL += "opencv-apps opencv-dev python-opencv python-modules \
python-pyusb python-wxpython mesa-demos"

Future Plans

- **Use a python state machine library for application code**
- **Improve reliability, increase samples used in OpenCV training**
- **Add ability to detect fish by color**
- **Add control of fish color selection via the MinnowBoard's on-board GPIO pushbuttons**

Resources

- MinnowBoard: <http://minnowboard.org>
- Yocto Project: <http://yoctoproject.org>
- OWI Robot Arm:
<http://www.owirobots.com/cart/html/owi-535-robotic-arm-edg-e-kit.html>
- OpenCV: <http://opencv.org>
- Concise Explanation of Haar Classifiers:
<https://www.youtube.com/watch?v=0WBUIRADBd0>
- Yocto Project Layer and Application Code:
<https://github.com/MinnowBoard>

A decorative pattern of overlapping hexagons in various shades of gray, located in the top-left corner of the slide.

Thank you for your participation!

